

# FAIRFIELD POLICE DEPARTMENT

Monthly Report – December 2017



**Chief Gary MacNamara**

**Fairfield Police Department**

**[www.fpdct.com](http://www.fpdct.com)**

**This page intentionally left blank.**

**Section 1: Bureau / Division Reports**

- **Patrol Division**
- **Support Services Bureau**
- **Special Services Bureau**

**Section 2: Statistical Activity Summary**

**Overall Activity**

Calls for Service - Total

Alarm Response Summary

Calls for Service – Detailed

**Motor Vehicle Activity**

Motor Vehicle Accidents

Motor Vehicle Enforcement - Action

Motor Vehicle Enforcement - Violation Type

Parking Ticket Summary

**Criminal Activity**

Criminal Incidents by Patrol

Criminal Activity by Month

Criminal Arrests by Month

## Section 1: Bureau / Division Reports

### Noteworthy Police Work

Sgt. Koval recognized Officer Greenfield after Officer Greenfield located a missing person who was potentially suicidal. The woman was sent to the hospital for evaluation.

### Letters of Thanks

A letter of thanks was received from Sturm, Ruger & Co., Inc. recognizing Lt. Kalamaras and other officers for their assistance during an event at their business in Fairfield.

A note of thanks was received from Lyn Fine-McCarthy, Executive Director of St. Vincent's Medical Center Foundation expressing their gratitude to the Fairfield Police Department for the donation of toys for the children.

A letter was received recognizing Officer Fuller and Officer Stahl for the compassion and kindness they showed while investigating a motor vehicle accident.

Chief James Heavey of the Greenwich Police Department sent a letter of thanks for the assistance provided by Officer Colwell, Officer Wells and K9 Jagger during a burglary investigation in their town.

A note of thanks was sent by Christine Boccamazzo recognizing Officer Chamberlain for his quick response to a medical call during which he was able to clear an obstructed airway of a person choking on food. She stated, *"The amazing short response time, the wonderful, courteous and professional work done by Officer Chamberlain, Lt. Higgins and his group literally saved ...life on NY's Eve. Also the telecommunicator that assisted my girlfriend was kind, courteous and calming and stayed with her on the line to the responders arrived."*

## Patrol

**17-47386 | 1:29 AM | Recovered Stolen MV | Perham, K | Kings Hwy Cutoff /Meadowbrook Rd**

Bridgeport Police put out a BOLO for CT AJ26557 taken in a carjacking on North Ave / Suspects described as two males with a firearm. Short time later at 0045 the carjacking victim was found shot at Maplewood Ave / Howard Ave.

At 0126 hrs. Sgt. Riendeau located the vehicle unoccupied I-95 NB Exit 23 ramp with a discarded jacket located on Grasmere Ave.

Patrols set a perimeter utilizing entire shift. Fairfield, Bridgeport, Westport and State K9s responded but were unable to locate the suspects.

The investigation was turned over to Bridgeport PD detectives.

**17-47324 | 10:00 AM | Assist another agency / Wells / Harrell Ave. Bridgeport**

Adult Probation requested a narcotic K-9 at a Harrell Ave residence in Bridgeport for a probation violation investigation.

Officer Wells responded and conducted a narcotics sweep of the person and his residence. K9 Jagger checked a bedroom and kitchen area of the apartment. K-9 Jagger alerted and indicated to the presence of narcotic odor on a garbage can in the kitchen, a kitchen cabinet drawer, and a cabinet above the sink in the kitchen.

K-9 Jagger also alerted and indicated to the presence of narcotic odor on a small plastic cabinet in the bedroom next to the bed. The probation Officer recovered heroin and ecstasy from the drawer and cabinet. Assistance rendered.

**17-48354 | 2:05 AM | Att. Larceny from M/V | Ricco, C | 00127 Brookview Av**

Resident reported a male (black hair and black coat) who possibly attempted to enter his vehicle then fled toward the golf course. Off. Peck located a vehicle entered and rummaged through in the immediate area, then observed footprints entering the golf course. The tracks wound through toward the area of Collingwood Rd.

Patrols set a perimeter / Bridgeport PD (and K-9) and our patrols responded; he was not located.

No other crimes have been discovered at the time of call.

**17-49084 0700 AM | Assist another agency | Wells | Danbury PD**

Connecticut State Police and Danbury Police request assistance at 47 Sugar Hollow Road in Danbury in trying to locate Connecticut State Police K-9 "Texas," who has been missing since 12-20-2017 at 1800 hours. K-9 "Texas" went missing during a track in Danbury for a missing person.

Officer Wells responded to the command post at this location and was teamed up with a group of other Officer from other departments. Teams deployed into the Wooster Mountain State Park and searched for miles before K-9 "Texas" was located.

Assisted

**17-49835 | 10:16 AM | Traffic Stop- Arrest | Wells | 889 Post Rd**

While on routine patrol Officer Wells observed a vehicle traveling westbound on Post Road and recognized the operator as a suspect wanted for an active warrant out of Fairfield.

Officer Wells stopped the vehicle and spoke to suspect who was aware of the Larceny warrant.

The warrant was confirmed and suspect was taken into custody.

**17-50083 | 7:10 PM | Emergency Medical Call | Chamberlain, R | South St**

- 911 Center received a call of a male choking in a residence on South St.
- Off. Chamberlain responded and performed the Heimlich maneuver repeatedly until a food item was dislodged from the man's throat.
- Victims air way was open and his ability to breathe was fully restored

**Beach Area Summary**

4- Infractions were issued in past thirty days by patrol officers for charges ranging from Noise violations to open container violations.

**Narcan Deployments**

Patrol Officers responded to 1-medical call during which first responders deployed Narcan for suspected opioid overdose.

## Support Services Bureau

### Training

Several officers were sent to the following classes:

- Active Aggressor Training
- Civil Disturbance Training

### Animal Control

Complaints: **73**

Wildlife related complaints: **25**

Animals tested for rabies: **2**

Wildlife testing positive for rabies: **0**

Animals impounded: **8 Dogs, 2 cats, 2 rats**

Animal bites: **4 dog, 1 cat, 1 ferret**

Enforcement:

Written warnings: **4**

Infractions: **4**

Misdemeanors: **0**

Sold as pet: **2 ferrets, 1 dogs, 2 cats**

Animals available for adoption: **2 dogs, 1 cats**

## **Special Services Division**

### **Traffic Safety Unit**

Traffic Stops: **318**

Infractions: **235**

Misdemeanor Summonses: **8**

Accidents Investigated: **46**

### **Traffic Crash Investigations**

Total Accidents Investigated: **80**

Search Warrants: **3**

Arrest Warrants: **1**

Misdemeanor Summons Issued: **5**

Infractions Issued: **6**

### **Other Activities**

Assist Bridgeport Police with investigation of fatal motor vehicle accident

Annual Tree Lighting Ceremony

Menorah Lighting Ceremony Sherman Green

Annual Senior Holiday Lunch at Bigelow Center

Active Aggressor training with FD

Tot deliveries to St. Vincent's Medical Center, PT Barnum housing complex

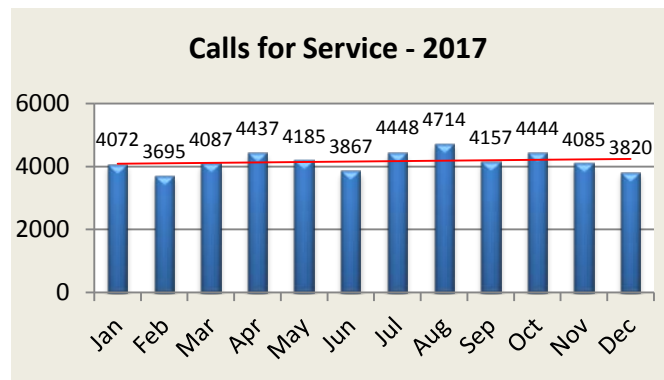
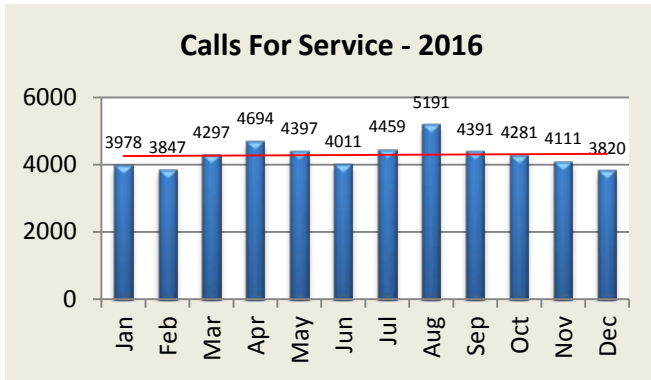


### Section 3: Statistical Activity Summary

#### TOTAL CALLS FOR SERVICE

Calls for Service	Jan	Feb	Mar	Apr	May	Jun	Jul	Aug	Sep	Oct	Nov	Dec	YTD
2016	3978	3847	4297	4694	4397	4011	4459	5191	4391	4281	4111	3820	51,477
2017	4072	3695	4087	4437	4185	3867	4448	4714	4157	4444	4085	3820	50,011

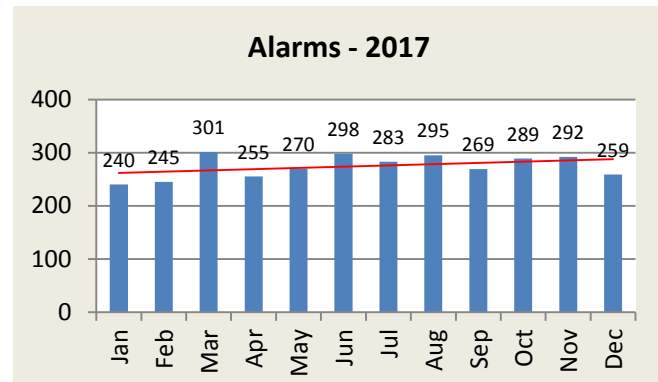
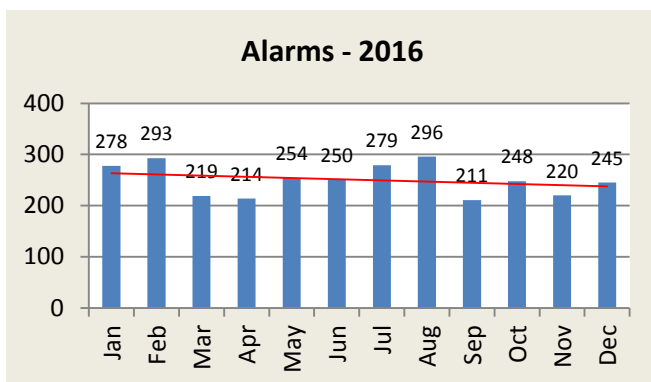
Note: Includes miscellaneous calls that may not be listed under the call analysis section



#### ALARM RESPONSE SUMMARY

Total Alarms	Jan	Feb	Mar	Apr	May	Jun	Jul	Aug	Sep	Oct	Nov	Dec	YTD
2016	278	293	219	214	254	250	279	296	211	248	220	245	3,007
2017	240	245	301	255	270	298	283	295	269	289	292	259	3,296

False Alarms	Jan	Feb	Mar	Apr	May	Jun	Jul	Aug	Sep	Oct	Nov	Dec	YTD
2016	273	291	217	214	251	236	264	257	189	234	203	230	2,859
2017	221	230	284	240	254	280	268	275	259	271	280	258	3,120

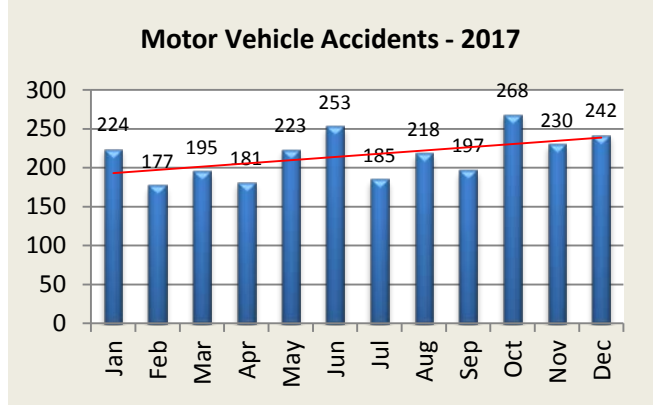
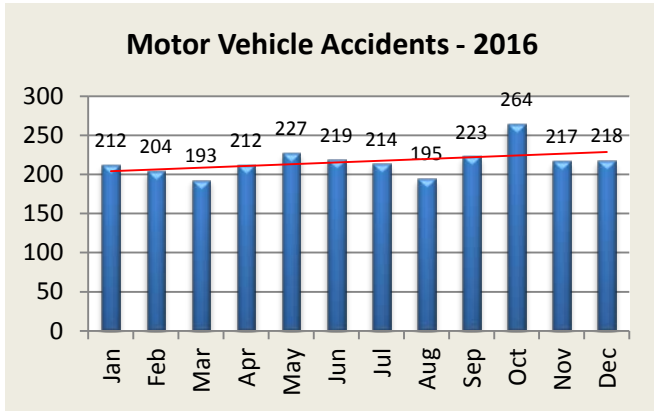


## Calls For Service - Detailed Summary

Calls for Service - Type	Jan	Feb	Mar	Apr	May	Jun	Jul	Aug	Sep	Oct	Nov	Dec	YTD
911 Hang Up	6	8	2	7	7	16	9	8	3	8	11	4	89
Abandoned Vehicles	8	11	19	15	4	10	16	10	8	10	4	6	121
Alarms	240	245	301	255	270	298	283	295	269	289	292	259	3296
Animal Complaints	67	74	78	96	98	111	144	155	114	107	79	76	1199
Assaults	1	1	3	7	4	3	2	1	4	2	7	5	40
Assistance	128	145	174	171	164	180	154	141	186	206	187	182	2018
Bank Escorts	20	19	22	19	22	25	19	25	19	21	19	18	248
Bomb Threats	0	0	0	0	0	0	0	0	0	0	0	0	0
Breach of Peace	45	52	38	57	74	52	69	48	62	54	52	60	663
Burglary	11	4	3	9	8	17	10	9	7	5	14	7	104
BusinessChecks	1334	1021	1106	1120	1211	982	1072	1161	1206	1121	1010	1197	13541
Cancelled Alarms	48	47	62	35	54	64	63	43	50	63	62	50	641
Community Events	77	22	56	37	65	36	62	53	72	125	52	32	689
Door Open	6	5	7	8	7	11	3	6	6	10	5	7	81
Drowning	0	0	0	0	0	0	0	2	1	0	0	0	3
EMS	356	348	379	380	392	328	383	386	406	375	375	369	4477
Funeral Escorts	18	11	20	15	22	14	19	10	28	11	17	18	203
Harassment	16	14	11	6	15	19	13	16	12	14	13	14	163
Intoxicated Subjects	3	5	8		5	1	10	8	5	7	8	7	67
Investigations	160	174	209	209	199	229	259	227	201	220	196	169	2452
Larceny	25	18	20	20	21	39	37	28	26	47	27	28	336
MVA	224	177	195	181	223	253	185	218	197	268	230	242	2593
Medical Alarms	1	1	3	1	2	0	2	0	1	2	0	2	15
Psychiatric calls	3	0	2	2	3	1	2	1	1	5	2	2	24
Missing Persons	1	1	2	4	8	5	4	1	6	6	1	3	42
Narcotic Violations	20	14	12	20	10	7	16	8	18	3	8	10	146
Noise Complaints	17	30	33	28	47	42	34	25	59	60	16	16	407
Parking Complaints	33	30	33	35	31	44	63	56	52	47	38	28	490
Pistol Permit Apps	20	13	23	11	14	19	4	20	19	10	16	8	177
Reckless Driver	23	20	27	32	44	53	35	33	31	31	22	31	382
Recovered Property	16	16	15	23	26	27	27	26	19	24	14	19	252
Road Hazard	24	37	57	21	46	34	49	29	27	79	34	28	465
Robbery	1	0	0	0	2	1	0	0	3	0	0	0	7
Sex Violation	1	0	1	0	1	4	1	1	3	1	0	1	14
Shoplifter	12	14	13	6	14	22	15	25	27	22	13	9	192
Stolen Vehicles	5	7	2	9	3	3	14	10	4	18	5	10	90
Suicide	1	0	1	1	0	2	0	1	1	0	0	0	7
Suicide Attempts/Threats	6	1	0	4	9	7	2	4	2	7	4	0	46
SuspiciousActivity	82	56	84	78	67	72	94	92	67	87	81	79	939
Theft from MV	13	9	11	15	18	32	24	27	13	23	23	22	230
Trespasser	4	9	8	4	7	7	20	9	15	12	4	10	109
Vandalism	6	8	10	19	13	11	15	14	10	16	15	10	147

**MOTOR VEHICLE ACTIVITY**

MV Accidents	Jan	Feb	Mar	Apr	May	Jun	Jul	Aug	Sep	Oct	Nov	Dec	YTD
2016	212	204	193	212	227	219	214	195	223	264	217	218	2,598
2017	224	177	195	181	223	253	185	218	197	268	230	242	2,593



MV Enforcement	Jan	Feb	Mar	Apr	May	Jun	Jul	Aug	Sep	Oct	Nov	Dec	YTD
<b>Warnings - 2016</b>	426	347	518	432	317	255	382	406	310	348	313	297	4,351
2017	357	360	330	368	281	207	405	286	238	234	251	175	3,492

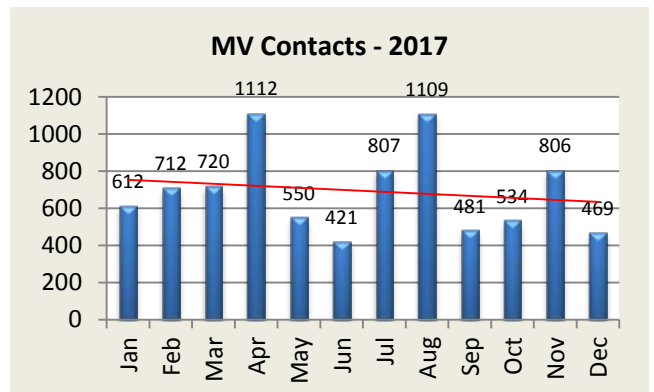
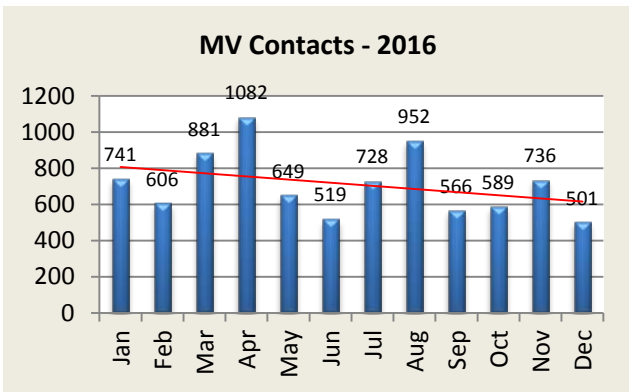
<b>Infractions - 2016</b>	249	203	283	563	275	215	287	481	200	199	379	177	3,511
2017	190	288	311	663	219	173	333	760	184	267	511	257	4,156

<b>Misdemeanor - 2016</b>	43	34	45	64	37	35	43	44	30	18	19	19	431
2017	39	36	54	52	42	23	51	41	37	14	29	21	439

<b>Custodial - 2016</b>	6	7	9	9	3	9	12	4	8	11	7	2	87
2017	8	11	6	18	5	8	13	14	4	6	8	8	109

<b>DUI Arrests - 2016</b>	8	8	13	5	6	7	5	7	11	10	7	6	93
2017	6	2	11	6	4	9	7	7	4	9	11	8	84

<b>MV Contacts - 2016</b>	741	606	881	1082	649	519	728	952	566	589	736	501	8,550
2017	612	712	720	1112	550	421	807	1109	481	534	806	469	8,333

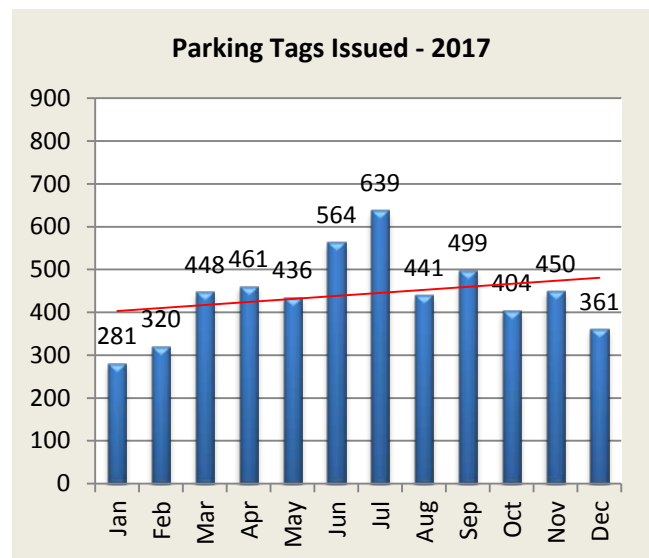
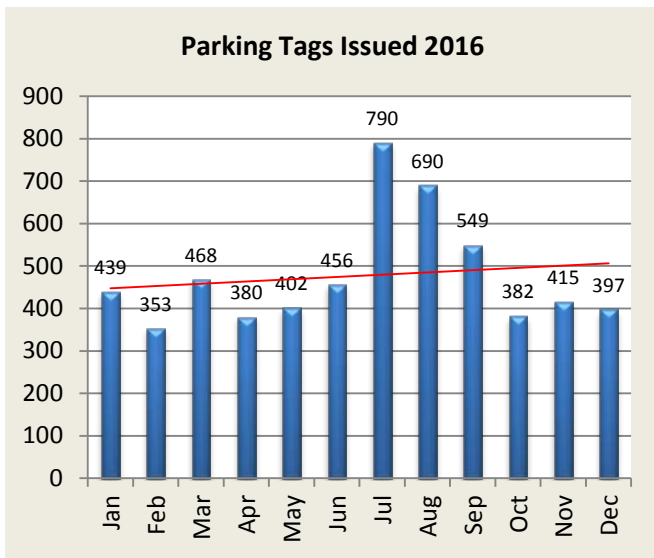


MV Enforcement: Type	Jan	Feb	Mar	Apr	May	Jun	Jul	Aug	Sep	Oct	Nov	Dec	YTD
Speeding Violations	120	171	212	64	124	83	191	178	109	194	262	194	1902
Seatbelt Violations	11	28	11	220	33	36	34	154	10	2	139	1	679
Registration Violations	41	47	58	60	40	39	57	74	32	22	39	39	548
License Violations	22	22	29	36	23	22	30	34	12	24	30	17	301
Distracted Driving	14	27	17	360	37	14	32	358	20	23	56	16	974
Suspended Licence	21	19	32	36	25	17	26	27	20	15	20	24	282
Traffic Light Violation	24	29	17	18	20	7	13	28	21	25	36	16	254

The above incidents are a overview of common violations. These statistics are not the only motor vehicle enforcement actions taken. The above show top 6 violations for the month.

### PARKING TICKET SUMMARY

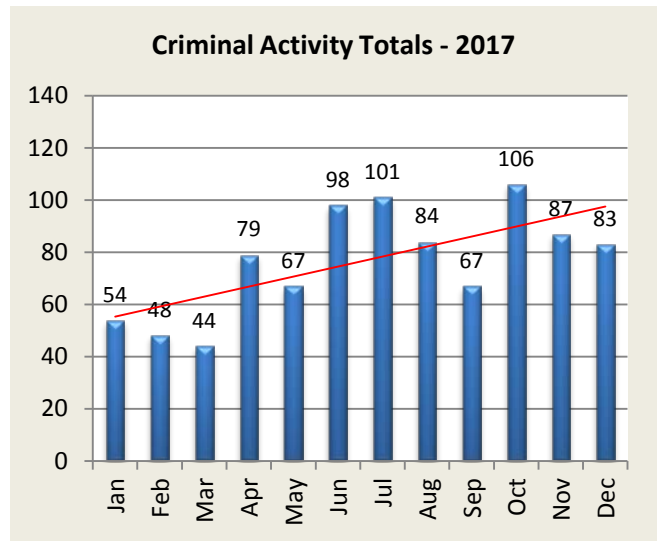
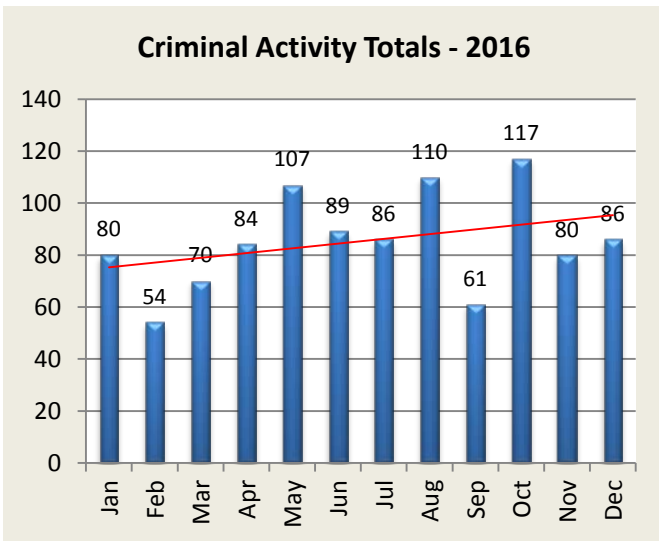
Total Issued	Jan	Feb	Mar	Apr	May	Jun	Jul	Aug	Sep	Oct	Nov	Dec	YTD
2016	439	353	468	380	402	456	790	690	549	382	415	397	5721
2017	281	320	448	461	436	564	639	441	499	404	450	361	5304



**CRIMINAL INCIDENTS**

Criminal Incidents: Patrol	R2	R3	R4	R5	B2	B3	B4	B5
Larceny	4	8	8	4	9	7	6	4
Vandalism	2	0	2	0	3	1	1	1
MV Theft / Attempt	0	5	1	0	2	1	0	1
Burglary / Attempt	0	0	0	1	0	3	1	3
Assault	1	0	1	1	0	1	0	1
Robbery	0	0	0	0	0	0	0	0

Criminal Activity: Month	Jan	Feb	Mar	Apr	May	Jun	Jul	Aug	Sep	Oct	Nov	Dec	YTD
<b>Larceny - 2016</b>	46	20	39	56	70	50	45	62	30	84	50	55	607
2017	32	27	26	35	38	65	60	51	39	67	49	50	539
<b>Vandalism - 2016</b>	14	19	11	12	19	10	14	23	12	17	11	9	171
2017	6	8	10	19	12	11	15	13	10	15	15	10	144
<b>MV Theft / Attempt - 2016</b>	5	3	3	3	4	5	8	5	5	2	6	12	61
2017	5	8	3	9	3	3	14	10	4	18	5	10	92
<b>Burglary / Attempt - 2016</b>	4	8	5	6	7	18	13	17	11	6	7	5	107
2017	9	4	3	9	8	15	10	9	7	5	11	8	98
<b>Assault - 2016</b>	9	2	11	4	4	4	6	3	3	6	4	3	59
2017	1	1	2	7	4	3	2	1	4	1	7	5	38
<b>Robbery - 2016</b>	2	2	1	3	3	2	0	0	0	2	2	2	19
2017	1	0	0	0	2	1	0	0	3	0	0	0	7
<b>Totals - 2016</b>	80	54	70	84	107	89	86	110	61	117	80	86	1,024
2017	54	48	44	79	67	98	101	84	67	106	87	83	918



<b>Criminal Arrests by Month</b>	Jan	Feb	Mar	Apr	May	Jun	Jul	Aug	Sep	Oct	Nov	Dec	YTD
<b>Larceny - 2016</b>	23	29	22	33	39	18	20	31	30	39	34	15	333
2017	30	18	29	25	39	19	35	20	32	33	16	20	316
<b>Vandalism - 2016</b>	0	2	1	0	0	0	0	0	0	2	0	0	5
2017	0	0	0	5	1	0	1	2	5	1	1	1	17
<b>MV Theft / Attempt - 2016</b>	1	0	0	1	0	0	0	1	0	0	1	0	4
2017	0	0	0	0	0	0	0	1	0	0	0	1	2
<b>Burglary / Attempt - 2016</b>	2	1	3	12	7	0	5	3	3	4	6	2	48
2017	4	1	1	4	1	9	5	3	4	16	1	3	52
<b>Assault - 2016</b>	9	2	8	5	5	1	2	5	2	4	1	6	50
2017	2	3	1	5	9	4	3	1	0	2	5	4	39
<b>Robbery - 2016</b>	0	0	0	4	2	1	0	0	0	0	0	2	9
2017	6	0	0	0	1	1	0	0	2	0	0	0	10
<b>Total - 2016</b>	<b>23</b>	<b>29</b>	<b>22</b>	<b>33</b>	<b>39</b>	<b>18</b>	<b>20</b>	<b>31</b>	<b>30</b>	<b>39</b>	<b>34</b>	<b>15</b>	<b>333</b>
<b>2017</b>	<b>42</b>	<b>21</b>	<b>31</b>	<b>39</b>	<b>51</b>	<b>33</b>	<b>44</b>	<b>27</b>	<b>43</b>	<b>52</b>	<b>23</b>	<b>29</b>	<b>435</b>

